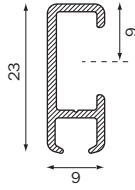


2200

profiel

2200
164 gr/m



buigen

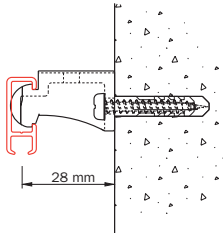
radius cm
R 8 (1013)
R 10 (1012)
R 10 (1015)
R >80 (1018)

strip plaatsing

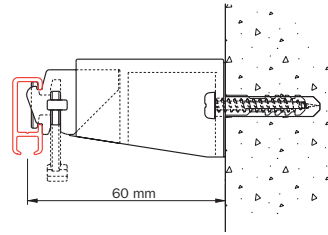


Montage

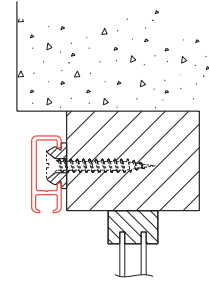
2200




wandmontage met 2251



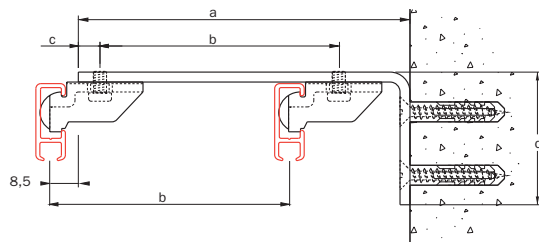
wandmontage met 7451



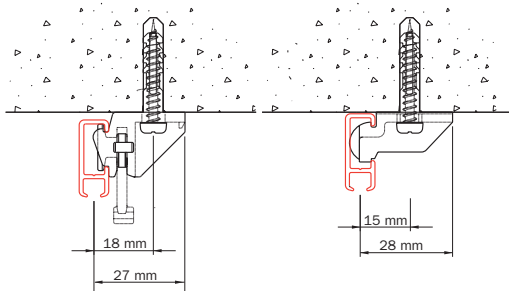
montage op lozijn met 2254



wandmontage met 2249-N



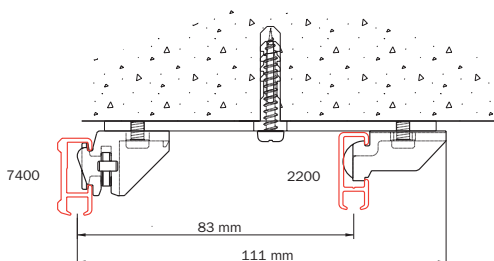
wandmontage met 2015 wandsteunen



plafondmontage met 7450

plafondmontage met 2250

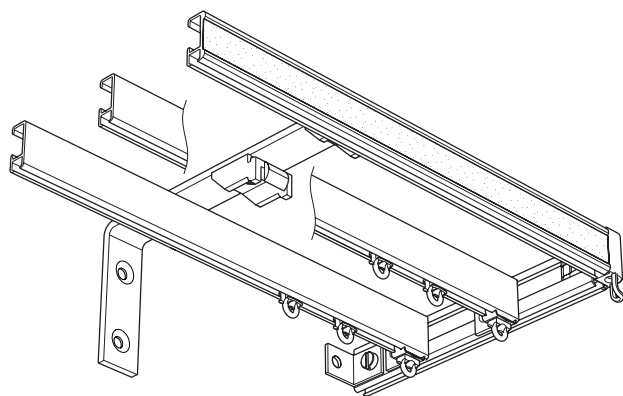
in mm	a	b	c	d
2015-05	50	-	6.5	40
2015-07.5	75	47	6.5	40
2015-10	100	72	6.5	40
2015-15	150	72	6.5	40
2018-15	150	57/57	6.5	60
2019-20	200	80	6.5	60
2019-25	250	80	6.5	60
2019-30	300	80	6.5	60



plafondmontage met 2216 & 7450 resp. 2250

Toepassingsvoorbeeld 2200

G-Norm



2x 2200 (vitrage en overgordijnen) gecombineerd met
7400 (volant), gemonteerd op de zware afstandsteun 2018-15.

